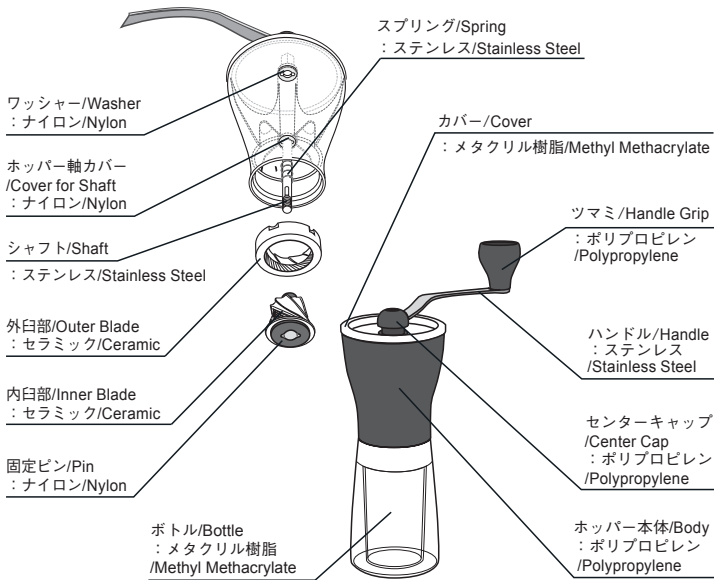


# 材質のご案内 / Material Guide



## お手入れの方法

臼の部分を分解してお手入れすることができます。分解する際、部品をなくさない様にご注意ください。

①粗さ調節つまみを反時計回りに回して取り外します。

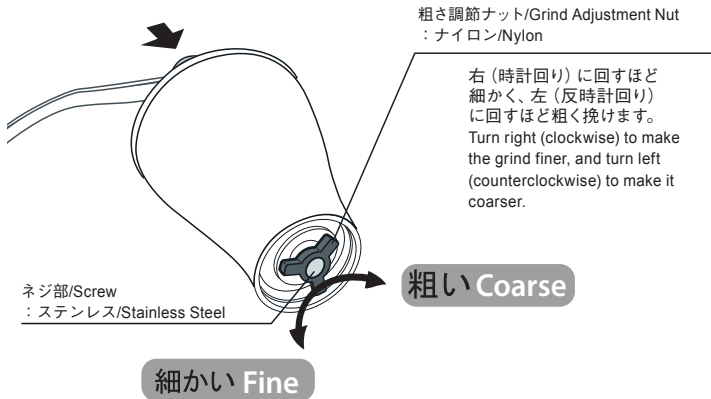
※調節つまみを回す際には、必ずハンドルを取り付けて回してください。

②粗さ調節つまみを外すと、内臼部、外臼部を取り出す事が出来るようになります。

③臼にはコーヒーの油分が付着します。薄めた中性洗剤に浸け置きにし、十分にすすぎ洗いしてください。洗浄後は、完全に乾燥させてからご使用ください。

# コーヒー粉の粗さ調節方法 / Adjusting the Coffee Grind

ハンドル中心をしっかり押さえ、調節つまみを回してください。  
調節つまみを回す際には、必ずハンドルを取り付けて回してください。  
Hold the center at the head of the handle and turn the grind adjustment nut.  
※When turning the grind adjustment nut, please ensure to attach the handle.








## Product Care

Blade part can be decomposed. Please mind to not lose components when decomposing.

- ①Turn the grind adjustment nut (counterclockwise) to detach it. When turning the grind adjustment nut, please ensure to attach the handle.
- ②After detaching the grind adjustment nut, you can take out inner blade and outer blade.
- ③Coffee oil adheres to the mill. Immerse the mill in a weak, neutral detergent, and then thoroughly rinse it. After washing the mill, let it dry completely.

# Handling Precautions

-  Please spin the handle clockwise. Never freely spin the handle or turn it in reverse, because doing so will damage the mill.
  -  Do not let children use this product. Do not use next to a child and keep out of reach of children.
  -  Do not use dishwasher. Do not use next to household bleach.
  -  Do not sink the product into the water. Do not use the product under direct sunlight, at humid place, or at the place where is hit by drop of water. Any of these may result in corrosion, rusting, or wood crack.
  -  Do not use oil for cleaning.
- 
- ◆ If you turn the grind adjustment nut too far to the right, ceramic blade touches another blade and it may cause a malfunction.
  - ◆ If small split beans or other objects get into the level difference inside the unit (hopper) or the gaps, the coffee beans may not fall down smoothly and the handle may freely spin. When grinding the coffee beans, occasionally tap the unit lightly.
  - ◆ With long-term use, the mill may wear and become blunter. When the amount of beans that can be ground drops significantly, it is time to replace the product.
  - ◆ Do not use for anything other than coffee beans, because doing so may break the mill.
  - ◆ Do not put your fingers inside the mill when turning the handle, because doing so is dangerous.
  - ◆ Please note that if ceramic blade is hit against hard material or the product is dropped, it may result in chipping or damages to ceramic blade.

**HARIO GLASS CO.,Ltd.**

9-3 NihonbashiTomizawa-Cho  
Chuo-ku, Tokyo 103-0006 Japan  
<http://www.harioglass.com/>